

Cohen Middle School
100 Robinwood Avenue
Elmira Heights, NY 14903
734-5078

Name: _____ Date: November 15, 2019_

Math:

Finished Benchmark
Game Day

Social Studies:

- Continue Minecraft

HW: Owed work

ELA:

Daily Warm Up
Begin Construction of Narrative
Assignment (Page 1)

Science

- Finish Lab, Page 6 -


Copy / Discuss / Apply notes page 7 (+ 5)


- Give an example of Newton's 1st and 3rd Laws.


Computer Apps/ Technology



Summary Chart / Observations for Pushes and Pulls: Activity A

Cause and Effect What did we notice?	Explanation Why did this happen?
<hr/> <hr/> <hr/> <hr/> 	<p>A force is an <i>interaction</i>; a push or a pull.</p> <hr/> <p><u>Newton's 1st Law of motion:</u></p> <p><i>An object at rest stays at rest until acted on by a force...</i></p> <p><i>...an object in motion stays in motion until acted on by a force.</i></p> <hr/>





Name: _____

Period: _____

Assignment:

Write a non-fiction narrative in which you tell about a real-life experience that answers the question:

When did a challenge lead to a triumph?

The experience may be yours or it may be that of someone you know. Begin by giving your reader background about the experience. Then, present a natural, logical series of events that shows how a challenge led to a triumph. Conclude by reflecting on the importance of the experience.

Identify a real-life experience:

Develop your thought into a topic sentence for a nonfiction narrative. Complete this sentence starter:

Although it was challenging when

the end result was a triumph in that

Explore setting Vivid specific descriptions of places in your narrative can help your readers better understand your experiences and insights. Use the chart to write down the places you want to describe. Then, note sensory details you can use to bring those places to life for readers.

PLACES	SENSORY DETAILS (sights, sounds, smells, tastes, sensations)

Gather details about people and events Now that you have thought about the setting of your narrative, gather details about the people and events. To do so, think about these questions:

- **Events** What event triggered the challenge you are writing about? What events occurred as a result?
- **Notes**

- **People** Who are the main characters of your narrative? What specific words describe their personalities? How did they respond to the events you are describing?
- **Notes**

Organize a sequence of events Narratives are often organized in chronological order, so that one event leads to the next in the order in which they actually happened. Use the organizer to list the events of your story in chronological order.

CHRONOLOGICAL SEQUENCE OF EVENTS
1:
2:
3:
4:
5:
6:
7:

Time-order transitions, such as *first*, *then*, *next*, *earlier*, and *later* can help you establish a clear order of events. **Spatial-order transitions** such as *in front of*, *in the distance*, *beyond*, and *nearby* can help you make settings clearer. Determine which transition words to use, and where in your narrative to use them.

